



Monthly Council Financial Report

Seven Months Ended July 31, 2018

August 27, 2018

Presenter: Chun Saul

Discussion

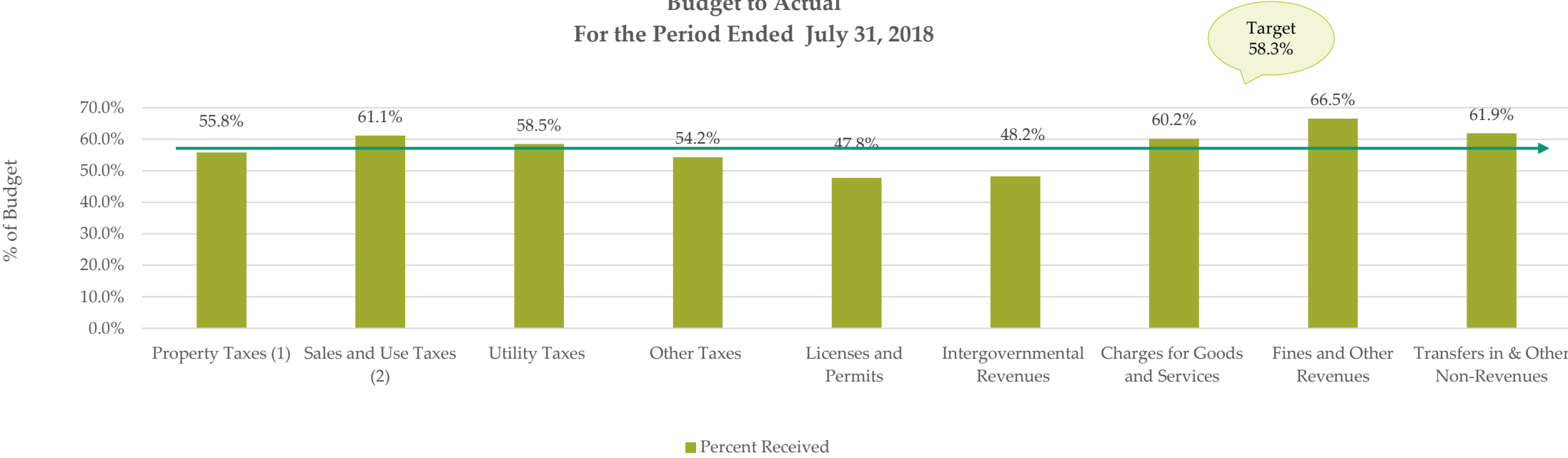
- 2018 YTD Operating Results for 7 months Operations (January through July)
- Budget to Actual comparison – Target 58.3% (7/12 months)
- General Fund Overview
 - Revenues by Major Sources - 2018 Actual to Budget
 - Revenue by Major Sources – YTD Actuals Two-Year Comparison July 2018 & July 2017
 - Expenditures by Functions – Actual to Budget Comparison
- Enterprise Funds Overview
 - Wastewater, Water, Storm & Airport
 - Revenues & Expenditures Budget to Actual Comparison

General Fund Overview

- Total revenues and other receipts are 59.2% of the 2018 budget.
- Total expenditures and transfers out are 56.4% of the 2018 budget.
- Total expenditures and transfers out exceeded total revenues and other receipts by \$304,490. (30.2% of the total 2018 projected).
- **Bottomline:** Overall the City's General Fund operated within normal budget parameters

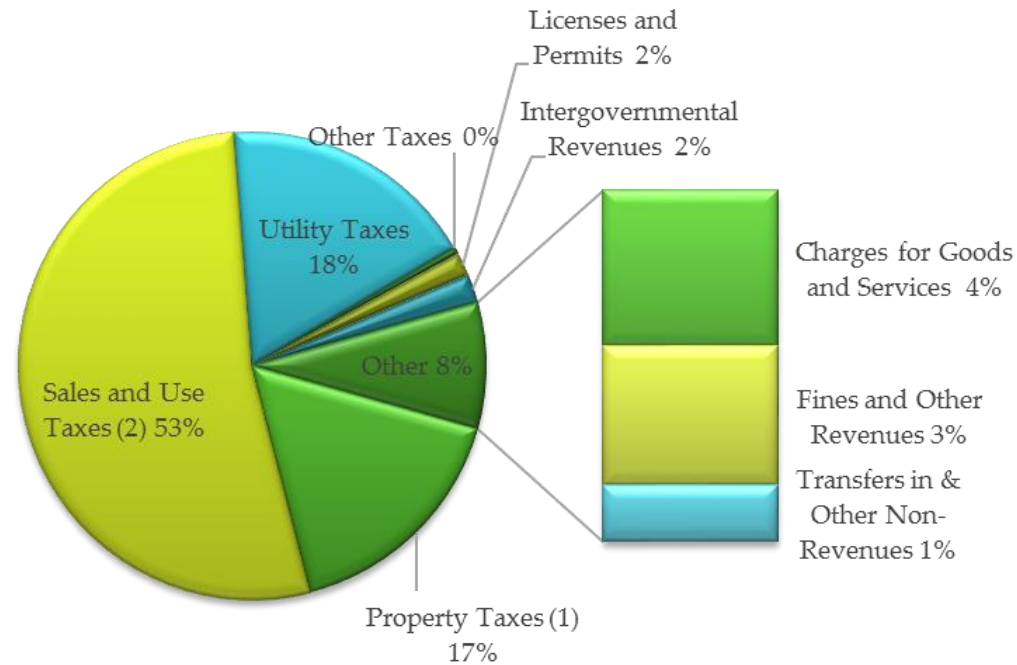
General Fund Revenues by Major Source - Budget to Actual

City of Chehalis General Fund Revenues by Source
 Budget to Actual
 For the Period Ended July 31, 2018



General Fund Revenues Sources Proportion

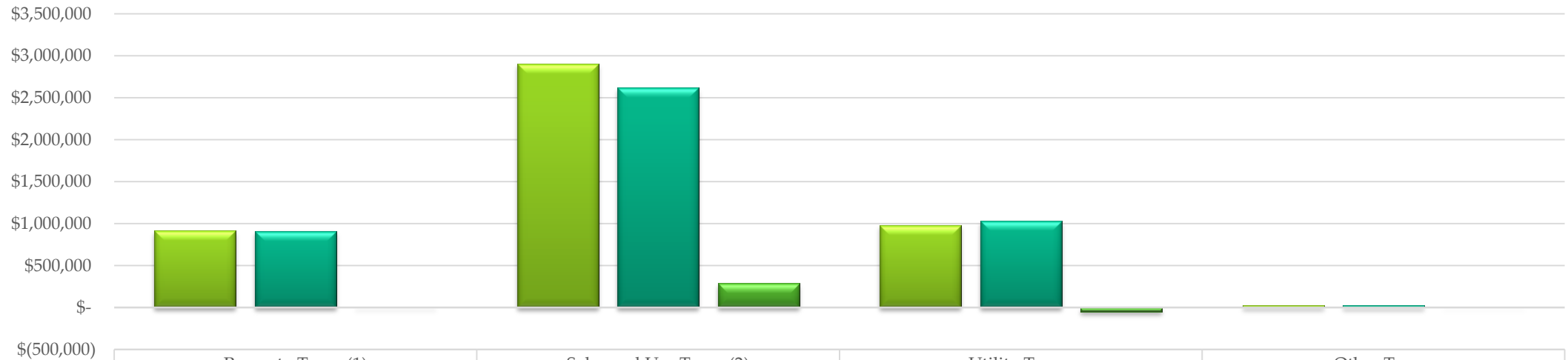
City of Chehalis
General Fund Revenues by Source
For the Period Ended July 31, 2018



Taxes = 88% of
General Fund Total
Revenues

General Fund Tax Revenues 2-year Comparison

**City of Chehalis General Fund Tax Revenues
Year-to-Data Actual Comparison
For the Periods Ended July 31, 2018 and 2017**

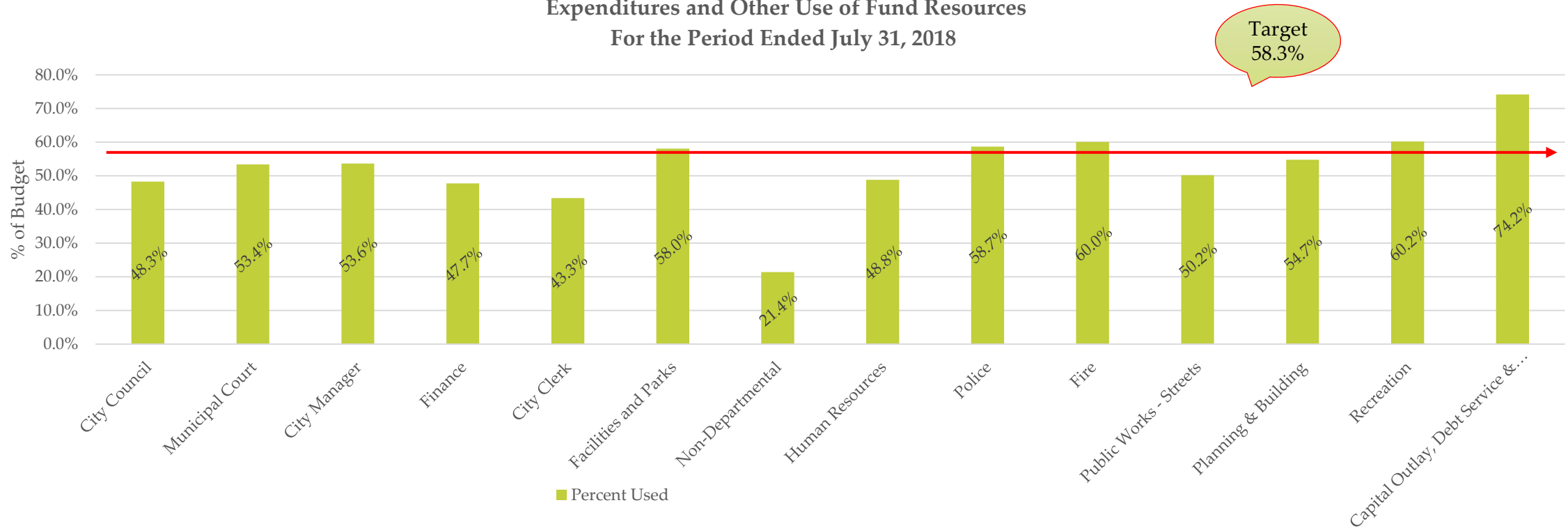


	Property Taxes (1)	Sales and Use Taxes (2)	Utility Taxes	Other Taxes
July 2018 YTD Actual	\$914,585	2,904,841	980,965	27,237
July 2017 YTD Actual	\$908,490	2,618,968	1,031,055	25,750
2018-2017 Incr.(decr.)	\$6,095	285,873	(50,090)	1,487

■ July 2018 YTD Actual
 ■ July 2017 YTD Actual
 ■ 2018-2017 Incr.(decr.)

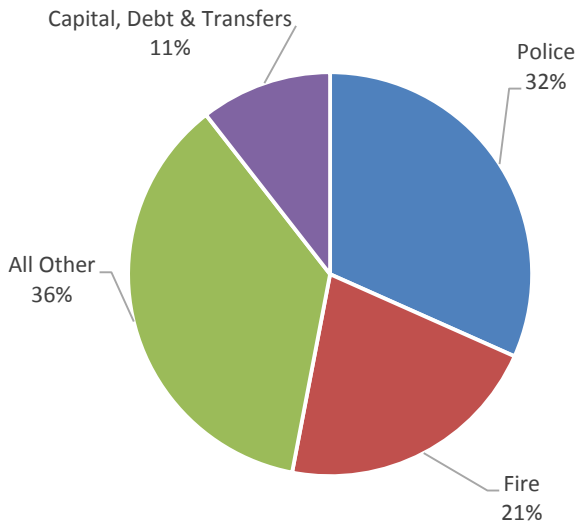
General Fund Expenditures Budget to Actual

City of Chehalis General Fund
Expenditures and Other Use of Fund Resources
For the Period Ended July 31, 2018



General Fund Expenditures by Functions Proportion

City of Chehalis General Fund
Expenditures by Functions / Activities
For the Period Ended July 31, 2018



Police & Fire = 53%

Enterprise Funds Summary

- **Wastewater**
 - Total revenues are 58.0% of the 2018 budget.
 - Total operating expenditures are 56.0% of the 2018 budget.

- **Water**
 - Total revenues are 55.8% of the 2018 budget.
 - Total operating expenditures are 50.3% of the 2018 budget.

- **Storm & Surface Water**
 - Total revenues are 68.1% of the 2018 budget
 - Total operating expenditures are 54.8% of the 2018 budget

- **Airport**
 - Total revenues are 60.4% of the 2018 budget.
 - Total operating expenditures are 55.4% of the 2018 budget.

Bottom line: Operated within normal budget parameters.

Closing

- August 2018 Financial Reports – September 24, 2018 Council Meeting
- Questions and Comments?
- Thank you!