

Conditional Use or Planned Unit Development Attachment

Submit with Cover Sheet

City of Chehalis

Community Development Department

1321 S MARKET BLVD

CHEHALIS, WA 98532

(360) 345-2229 email: comdev@ci.chehalis.wa.us

Choose one:

Conditional Use

Variance

Planned Unit

Development (P.U.D.)

A SEPA checklist is required with Conditional Use or PUD applications.

SPECIFIC PROPERTY INFORMATION:

Address: 153 Hamilton Rd N. Chehalis WA 98532

Tax parcel #(s) 017897022001

Legal

Description: _____

LOT WIDTH _____ DEPTH _____ SQ. FT. _____

PROVIDE A DETAILED DESCRIPTION OF THE PROPOSAL (attach additional pages if necessary):

We are planning to connect to City Water.

I am requesting that we connect our existing well to our wash station.

No other connections to the well.

Please see attached, proposed plans.

ANSWER ALL OF THE FOLLOWING QUESTIONS IN COMPLETE DETAIL:

1. WHAT IS THE USAGE OF OTHER SURROUNDING PROPERTIES IN THE VICINITY OF THIS PROPOSAL?

• Commercial, Equipment sales,
• Farm Land.

2. IS THERE A UNIQUE CIRCUMSTANCE RELATIVE TO YOUR PROPERTY, BUT NOT THE REST OF THE NEIGHBORHOOD, THAT MAKES THE CONDITIONAL USE OR VARIANCE NECESSARY? Such as, size, shape, topography, location, surroundings, etc.

None except we would not want to use City water to wash equipment.

3. WILL THIS PROPOSAL, IF GRANTED, AFFECT ANY OTHER ADJACENT PRIVATE OR PUBLIC PROPERTY IN ANY PHYSICAL MANNER OR BE MATERIALLY DETRIMENTAL? No

4. WILL THIS PROPOSAL, IF GRANTED, AFFECT THE VISUAL CHARACTERISTICS OF THE NEIGHBORHOOD? No

5. WILL THIS PROPOSAL, IF GRANTED, AFFECT THE COMPREHENSIVE PLAN FOR THE ZONE, VICINITY, OR NEIGHBORHOOD? No

6. IS THIS PROPOSAL A CONTINUANCE OR RE-ESTABLISHMENT OF A PRE-EXISTING NONCONFORMING USE? PLEASE EXPLAIN: No

7. WILL A SUBSTANTIAL HARDSHIP BE CREATED IF THIS PROPOSAL IS DENIED? No

8. WILL THIS PROPOSAL, IF GRANTED, CREATE A VIOLATION OF THE CHEHALIS MUNICIPAL CODE OR A PUBLIC NUISANCE AS DEFINED BY TITLE 7?

ADDITIONAL COMMENTS: _____

The city may require additional information to explain the nature and scope of the proposal and its impact on the vicinity or neighborhood in sufficient detail to perform the required analysis.

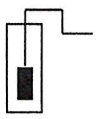
PART O: WATER SYSTEM FACILITIES FIELD SCHEMATIC

Use the space below to sketch a simple schematic of the water system facilities. You may use the templates shown below to help build your schematic. The sketch should show location of sources, treatment, pressure tanks, booster pumps, storage tanks, and a simple representation of the distribution system. Include direction of flow (directional arrows) and brief description of how the controls function.

Source Name: Tyler Rentals Inc. Well #1 AKK629

Source Number: S01

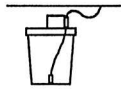
Example templates you can use to build your schematic:



Pressure Switch



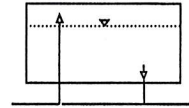
Chlorine Injection Point



Pressure Tank



Booster Pump



Reservoir



Distribution System

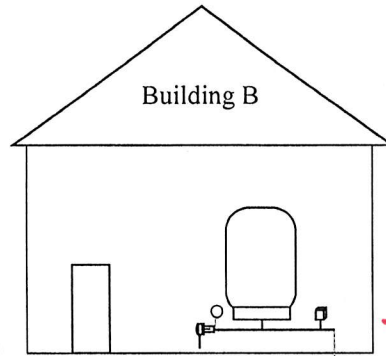
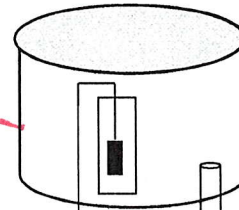
washroom



Building E



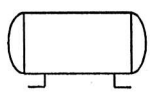
Building A



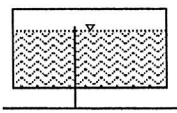
Proposed dedicated line from well to washroom

No other connections to well!

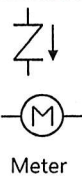
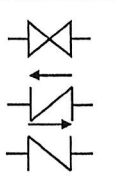
Proposed City water?



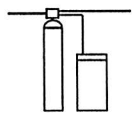
Pressure Tank



Reservoir



Meter



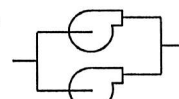
Ion exchange



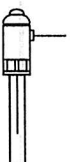
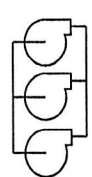
Sample Tap



Cartridge Filtration



Booster Pumps



Tyler Rental

Proposed isolated line -
well to wash facility.

